

WALKING THROUGH
HOLY WEEK



BRING THE EASTER STORY TO
LIFE FOR YOUR KIDS

DAILY ACTIVITIES • RECIPES • SCAVENGER HUNT
SEDER MEAL • GAMES • PUZZLES

SIMPLE WAYS TO CELEBRATE EASTER WITH YOUR KIDS

North Americans celebrate Easter in a variety of ways—treat-filled baskets, egg hunts, new Sunday clothes. Although there is nothing wrong with these traditions, Easter is so much bigger than dyed eggs and bunnies. As Christians, we celebrate Christ's resurrection and the new life He gives us.

To help you bring the Easter story to life for your children, the editors of *Focus on the Family* magazine have compiled a week of Christ-focused activities. They are not meant to replace your family's traditional Easter activities, but to help your children learn more about Jesus' sacrifice and victory over death.

BEGIN GATHERING THE SUPPLIES FOR THURSDAY'S SEDER MEAL
SHOPPING LIST ON PAGE 9

PALM SUNDAY

In Jesus' time, palm branches were used in celebrations or to honor dignitaries. Read **John 12:12-13**. Have your kids make palm branches out of green construction paper and decorate the dinner table with their creations. Place extra "branches" on a path from the entryway to the table to mark a path of honor. Before dinner, discuss the meaning of *Hosanna*, which could have been an appeal for divine help or salvation, or a way to praise Jesus. Ask your children what they might shout if they saw Jesus coming down the road today.



SEE PAGE 10 FOR A PALM BRANCH TEMPLATE

HOLY MONDAY

Bake bread as a family, and discuss why Jesus called himself the Bread of Life. Point out that just as bread gives us nutrition and sustains us physically, Jesus offers us eternal life and sustains us spiritually. Put the bread in a basket. Then add some Easter goodies and at least one item that shares the Easter message, such as a bookmark, tract or Biblezine (for tweens). Deliver the basket to someone who may need an extra dose of kindness this week.

USE THE RECIPE BELOW OR SUBSTITUTE WITH A FAMILY FAVORITE



EASY HOMEMADE BREAD FOR MONDAY'S ACTIVITY

INGREDIENTS

- 1 tablespoon active dry yeast
- 1 cup warm water
- 2 tablespoons sugar
- 1 teaspoon salt
- 2 tablespoons vegetable oil
- 2 ½ cups all purpose flour

DIRECTIONS

Preheat oven to 400° F. In a small bowl, add sugar to warm water, and stir until sugar dissolves, and then add yeast. Set mixture aside for 5 to 10 minutes or until foamy.

In a separate mixing bowl combine flour and salt. When yeast is foamy, add oil, and then add yeast mixture to mixing bowl.

Stir until flour is wet and then knead in mixer for about 5 minutes. Cover and let set for 5 to 10 minutes.

Turn dough out on a floured surface, form into loaf shape and place in a greased pan. Cover with a damp cloth and let rest for 10 minutes.

Bake loaf for 25 minutes. Remove from pan and let cool before slicing.

*For a softer crust, add a thin layer of butter to top of loaf after it is removed from the oven.





HOLY TUESDAY

Make an Easter picture tree. Anchor a small branch in a pot. Have your kids look through magazines and cut out images that remind them of Jesus. Examples: A lamp because He is the Light of the World or a road because He is the one way to heaven. Glue pictures on card stock, attach short pieces of string, and hang the pictures on the branches.

MAUNDY THURSDAY

● Experience your own Maundy Thursday foot-washing ceremony. Fill a bucket with water. Grab a few towels, gather your family, and share the story found in **John 13:1-17**. Then take turns washing each other's feet and praying for one another.

● Read **Luke 22:39-46**. Visit a garden or park and pray there. Chat about Jesus praying in the Garden of Gethsemane. Have your kids talk about what plans they have for tomorrow and what Jesus may have been thinking about for the next day.

● Talk with your children about a time when a friend hurt their feelings. Read **Matthew 26:14-16, 47-56**. Then give your children a dollar bill. Ask if they would trade it for five nickels.

Thirty pennies? Determine which has the most value. Discuss how Judas betrayed Jesus for 30 silver coins and what a poor trade he made. Ask your children how Jesus must have felt when His friend betrayed Him.

TAKE PART IN A
SEDER MEAL. GO TO
PAGE 5 FOR ALL
THE DETAILS.

HOLY WEDNESDAY

Send your children on an Easter scavenger hunt. Instruct them to find items that symbolize different parts of the Easter story. Examples: **A rock** (the tomb), **two sticks** (the Cross), something **black** (sin), something **red** (blood), something **white** (a clean heart), something **green** (growing in Christ). Older children can go on a digital scavenger hunt, taking photographs of items that remind them of Easter.

CREATE YOUR OWN EASTER SCAVENGER HUNT LISTS
OR CUT OUT THE LIST PROVIDED BELOW



EASTER SCAVENGER HUNT

- a rock (the tomb)
- two sticks (the Cross)
- something black (sin)
- something red (blood)
- something white (a clean heart)
- something green (growing in Christ)



EASTER SCAVENGER HUNT

- a rock (the tomb)
- two sticks (the Cross)
- something black (sin)
- something red (blood)
- something white (a clean heart)
- something green (growing in Christ)



GOOD FRIDAY

● Make a cross out of wood scraps. Ask each family member to think of an attitude or action from the past week that they knew didn't make God happy. Have family members write their thoughts on a piece of paper, fold it and pin it to the cross. Talk about how Jesus suffered the punishment for all of our sins so that we would not have to.

● Place a white carnation in a vase. Read **1 Peter 1:18-19**. Discuss with your children what it meant that Jesus was a "lamb without blemish or spot." Add a dozen drops of red food coloring to the water. Watch what happens over the next two or three days. Use the red flower petals as a reminder that Jesus took our sins upon himself when He died on the Cross.

● Have your kids take turns sharing stories about bullies from school or cyberbullies online. Talk about how people often treat others unkindly because they are hurting inside, and point out that they need forgiveness just like we do. Read the story about the repentant criminal who hung on the cross next to Jesus (**Luke 23:39-43**). Let your children tell how they may have acted unkind when they didn't take the thoughts or feelings of another into consideration. Lead them in prayer, confessing your failings in this area. Allow your kids time (but don't force them) to confess, also.

SEE PAGE 11 FOR
A GOOD FRIDAY
PUZZLE

HOLY SATURDAY

● Take a morning walk around your neighborhood. Talk about how spring reminds us of the new life Jesus gives us. Point out the signs of new life that are starting to appear.

● To teach your kids about the forgiving power of Christ's sacrifice, try this activity. First, put on an old, white T-shirt. Then discuss what sin is by asking your kids to share some examples, such as lying or envy. Invite them to use permanent markers to write their examples on the shirt.

Explain that our sins create a rift in our relationship with God and keep us from experiencing His love. To be reconciled with God, we need to get rid of the sin that separates us. Ask for ideas on how to remove the marker stains from the shirt. If the kids suggest washing it, try scrubbing it in the sink. Let them see that the stains are permanent. Also note how the "sins" can't be hidden, even if the shirt is turned inside out.

Ask: "If we can't remove our own sin, who can help us?" Guide your kids toward understanding that only Jesus, through His death and resurrection, has the power to get rid of our sins. Take the old, dirty shirt and place it in a trash bag near a Bible or a cross, where you've also set a new, clean white shirt. As you put on the clean shirt, talk about how Christ takes away our sin and gives us His righteousness (**2 Corinthians 5:21**).

EASTER SUNDAY

● Read **Matthew 27:57-61**. Then ask your children for a volunteer. Wrap him or her in toilet paper, or "grave clothes." After your kids have stopped giggling, allow the volunteer to break free from the toilet paper. Talk about how sad the disciples must have felt when Jesus died and how happy they must have been when they saw that He had conquered death.

● Use this activity to help your kids understand that Christ's resurrection means that we can have eternal life!

Lay a skein of yarn on a table and pull 2 inches of yarn from one end. Ask your child to slowly pull on this piece, and when she has pulled out about an arm's length of yarn, snip the yarn with scissors. Tell your kids that this piece of yarn has a beginning and an end, just like our lives here on earth.

Take the snipped piece of yarn and tie it back onto the skein, explaining that, through Christ, we are free to live with God forever. When Jesus died and rose again, He gave us eternal life. Although our time on earth will come to an end, our

life with God will go on and on forever. Celebrate the power of the Resurrection by allowing your kids to pull freely on the piece of yarn and run with it as it unravels from the skein. Let them run out of the room! Up the stairs!

Pray together, thanking God for sending His Son and welcoming us into eternal life with Him.

● During Easter dinner, have cupcakes for dessert with one candle on each. Use trick candles to show how Jesus, the Light of the World, appeared to be extinguished but wasn't. Light the candles and together blow them out. When the candles relight themselves, talk about how everyone thought Jesus' light had disappeared, but it hadn't. He was and still is alive!

● Take a night walk as a family. Observe how a flashlight ensures safe stepping. Remind your children how Jesus came into the world to guide our steps and show us the way to God.

SEE PAGE 12
FOR AN EASTER
PUZZLE

THE SEDER

EXPERIENCE THE EASTER STORY IN A NEW WAY
WITH A TRADITIONAL PASSOVER MEAL by Stan Kellner

The Seder (pronounced say-der) is the religious ceremony telling the story of Passover. It's a family-oriented ritual where everyone gathers around the table for a service that may include a meal.

The Seder is traditionally celebrated in one night and consists of 15 steps, but families can celebrate it as they see fit. In many Christian circles, the Seder is celebrated on the Thursday before Easter as a part of Holy Week. According to the account of the first Passover recorded in **Exodus 12**, a lamb's blood was shed and doorposts were painted so God would "pass over" that house, sparing the family from death. As a spiritual picture, this symbolizes the blood of the Lamb of God, Jesus, being painted on the doorposts of our heart. What a beautiful picture of forgiveness!

When we compare the principles of the Passover to the details surrounding the death and resurrection of Jesus, it's exciting to see how the two are related. God's directives to ancient Israel foreshadowed His plan to deliver each one of us through Jesus' death and resurrection hundreds of years later.

The following is a sample Seder that incorporates Jewish tradition with a Christian perspective. Consider sharing the Seder as a family during a one-evening ceremony, or partake of these elements a little each day during the week leading up to Easter.



PREPARATION FOR THE SEDER

After all leaven has been removed from the house, the traditional Seder begins just after sundown as the mother lights the candles and recites a blessing. Throughout the meal, the family maintains a posture of reclining, using pillows or cushions to lean against.

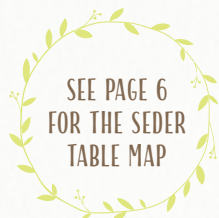
A list of basic Seder elements includes:

FOR EACH INDIVIDUAL:

- 1 2 **parsley** sprigs
- 2 1 tablespoon of **charoset**
- 3 wine/grape juice—4 servings of 3 oz. each
- 4 **salt water**—1 bowl per 4-5 people
- 5 ½ teaspoon fresh **horseradish** (bitter)
- 6 ¼ square **matzah** (available in most grocery stores in the kosher or ethnic food section—use plain style)
- 7 1 pillow or cushion for reclining

ELIJAH'S PLACE:

Same as the "individual" amounts with the exception that only one serving of wine or juice is poured and left next to the place setting for the duration of the ceremony.



FOR THE LEADER'S USE:

- A 2 white **candles** and **andlesticks** with matches
- B 1 bowl of **salt water**
- C 1 **lamb bone** with no meat, roasted in oven until brown
- D 3 whole squares of **matzah** (unleavened bread) and 4 napkins
- E 1 roasted egg
- F 1 bowl of **fresh water** and a hand towel
- G 1 small **reward**, such as a small toy or piece of candy

THE SEDER TABLE MAP



1. The First Cup: The Cup of Sanctification



Each person fills a glass with wine or juice.

Explain: This is the cup of sanctification. The word *sanctification* means to be set apart for God. Jewish families remember that God performed miraculous deeds to free (set apart) Israel from Egypt. We remember that Christ set us apart from the world as a holy nation to himself (1 Peter 2:9).

Everyone drinks the first cup.

2. Washing of Hands



The leader dips his hands in a washbasin and wipes his hands on the towel.

Explain: Jewish families remember how the priest washed in the basin before he could come before God on behalf of Israel (Exodus 30:17-21). That ritual pointed to Jesus, who washes away our guilty conscience so that we can draw near to God (Hebrews 10:22). This symbol of cleansing also provides insight concerning Jesus' washing of the disciples' feet at His Passover Seder (John 13:1-17).

3. Dipping of the Parsley



Everyone dips parsley in the salt water, one sprig at a time.

Explain: The first dip symbolizes the tears shed by the Israelites while they were enslaved; the second dip symbolizes the drowning of the Egyptian army in the Red Sea and the miraculous deliverance that came for the nation of Israel (Exodus 14:13-31). In the New Testament, the apostle Paul compares the crossing of the Red Sea to baptism, which symbolizes our redemption from sin (1 Corinthians 10:1-2).

4. Breaking of the Middle Matzah



The leader takes the middle square from a stack of three matzah, breaks it in half, puts one half back in the middle of the stack and wraps the other half in a napkin. Now the leader hides the middle half of matzah as the rest of the family closes their eyes.

Explain: We can see the beautiful picture of the Trinity in the matzah—the top piece representing the Father; the bottom piece representing the Holy Spirit; and the middle piece representing Jesus, who was broken for us and then wrapped in linen to be hidden away (Mark 15:46).

5. The Four Questions and the Passover Story



The leader and the youngest child in the family now ask and answer four important questions that explain why the Passover is celebrated. Next, the leader reads Exodus 12:1-13 as he holds up the lamb bone.

Explain: At the original Passover celebration, a lamb was killed and its blood was spread on the doorposts and lintel of the house to protect the home from the 10th plague, the slaying of the firstborn. God said He would *pass over* the house when He saw the blood (Exodus 12:13). Each person had to eat of this sacrificial lamb—no one could eat for another person. We understand that we must each make a personal decision to spiritually apply the blood of Jesus to the doorposts of our heart so we never experience sin's judgment (1 John 1:7-8).

6. The Second Cup: The Cup of Plagues



Everyone fills the cup a second time.

Explain: This is the cup of plagues. God poured out 10 plagues on Egypt in order to show His strength and deliver the nation of Israel. Thank God that He delivered Israel and He delivers us.

Next, each person dips a spoon into his cup, then makes 10 drops of wine fall onto his plate as he says the name of each plague: blood, frogs, lice, flies, cattle disease, boils, hail, locusts, darkness and slaying of the firstborn. Finally, each person drinks from his cup.

SEE PAGE 9 FOR THE FOUR PASSOVER QUESTIONS

7. Eating of the Bitter Herbs



Everyone takes a piece of matzah, adds a small portion of horseradish and eats it.

Explain: Eating bitter herbs (horseradish) symbolizes the bitterness of slavery the nation of Israel endured in Egypt. We also remember the bitterness of our slavery to sin (John 8:34).

8. Eating of the Charoset



Each person enjoys a piece of matzah with a little charoset.

Explain: This mixture symbolizes the mortar, the cement that holds bricks together, that the Israelites used while enslaved in Egypt. This sweet mixture represents bitter toil because even harsh labor is sweetened by the promise of redemption. We know that it was through Christ's bitter suffering that the sweetness of redemption also came to us (Hebrews 2:9-10).

SEE PAGE 9 FOR THE CHAROSET RECIPE

9. Sharing of the Charoset



Everyone takes another piece of matzah with charoset and feeds it to the person on his right, saying, “Shalom, peace to you.”

Explain: When Jesus brought sweetness into our lives through His forgiveness, He never intended for us to keep it to ourselves. As we feed each other the charoset, we are showing that we want to pass this sweet message on to others (**Matthew 28:19-20**).

10. Explanation of the Egg



The leader picks up the egg.

Explain: The egg is a reminder that because the temple was destroyed in A.D. 70, the Jews were no longer able to sacrifice. The egg is referred to as the Hagigah, the holiday sacrifice that was made during temple times. We are also reminded that Jesus was the final sacrifice that took away sin once and for all (**Hebrews 10:1-18**).

11. The Eating of the Meal

Your family can now eat a full meal to recreate the meal that took place in **Exodus 12**. (Seder menus may vary, including items such as roasted lamb and potatoes, matzo ball soup and sponge cake. Research online to create your own Passover meal.)

12. Finding and Eating of the Afikomen



The Afikomen (“ah-fee-koe-men”) is the piece of matzah that was hidden earlier. It’s time to play a fun game as you send all the kids on a hunt to look for the hidden matzah. Whoever finds the piece gets a token reward—a ransom is paid for the Afikomen. When found, the Afikomen is broken in pieces and distributed to everyone.

Explain: Jesus himself used matzah as a picture of His sacrifice when He broke the bread during the Last Supper and said, “This is my body given for you” (**Luke 22:19, NIV**).

13. The Third Cup: The Cup of Redemption

Everyone fills the cup a third time.

Explain: This is the cup of redemption. The word *redemption* suggests the idea of a price being paid to bring someone out of slavery. The sacrificial lamb offered on Passover paid the price to deliver the nation of Israel from the bondage of Egypt. We know that Jesus drank with His disciples and declared, “Drink of it, all of you, for this is my blood of the covenant, which is poured out for many for the forgiveness of sins” (**Matthew 26:27-28**). Drink the third cup in remembrance of Jesus.

14. Looking for Elijah

As the ceremony draws to a close, one of the children goes to the door and peeks his head out to see if Elijah is coming.

“Is Elijah there?” the leader asks.

“No, he is not here,” the child says.

“Maybe next year Elijah will come!” the leader replies.

Explain: According to **Malachi 4:5-6**, the Jewish people know that Elijah will prepare the way for the Messiah. When they ask if Elijah is coming, they are actually proclaiming that they are waiting for the Messiah. We recognize that John the Baptist prepared the way of the Lord more than 2,000 years ago (**Luke 1:13-17**).

15. The Fourth Cup: The Cup of Praise

Everyone fills the cup a fourth time.

Explain: This final cup is a reminder of God’s promise to Israel (**Exodus 6:7, NIV**): “I will take you as my own people.” The Jewish people look forward to a golden age when everyone will be at peace and will be reunited with God. In Jewish homes, it is traditional to close with “Next Year in Jerusalem,” a further indication of their waiting for Messiah. As followers of Jesus, we, too, have been chosen by God to be His people, and we eagerly wait for the return of the Messiah so that we will be with Him forever (**1 Thessalonians 4:13-17**). So, with the Passover ceremony finished, let us drink the fourth cup, proclaiming, “Come, Lord Jesus!”

Stan Kellner, a Jewish follower of Jesus, has been sharing Passover truths for more than 30 years and is the author of Behold the Lamb: Messianic Passover Haggadah.

SEDER EXTRAS

SEDER MEAL SHOPPING LIST

- fresh parsley
- wine or red-colored juice
- fresh horseradish (bitter)
- matzah (plain style)
- 1 lamb bone with no meat
- 1 egg
- 6 apples (for charoset)
- walnut pieces (for charoset)
- honey (for charoset)
- cinnamon (for charoset)
- sweet red wine (for charoset)
-
-
-
-

THE FOUR PASSOVER QUESTIONS

Introductory Question

Child: Why is this night different from all other nights?

Leader: Once we were slaves of Pharaoh in Egypt, but now we are free. We set aside this night each year to remember the great things God did for us.

Question 1

Child: On all other nights we eat either bread or matzah, but why, on this night, do we eat only matzah?

Leader: Matzah reminds us of two things—we were delivered from slavery in Egypt, and we have a new life.

Question 2

Child: On all other nights we eat whatever kind of vegetables we want, but why, on this night, do we eat only a bitter one?

Leader: We remember how bitter our ancestors' slavery was while they lived in Egypt.

Question 3

Child: On all other nights we do not dip our vegetables even once, but why, on this night, do we dip twice?

Leader: We are reminded of tears and of a miraculous deliverance, as we just saw portrayed with the parsley.

Question 4

Child: On all other nights we eat either sitting up straight or reclining, but why, on this night, do we all recline?

Leader: Before, we were slaves, but now we are able to recline to express the rest we enjoy as free people. This pillow represents our freedom.



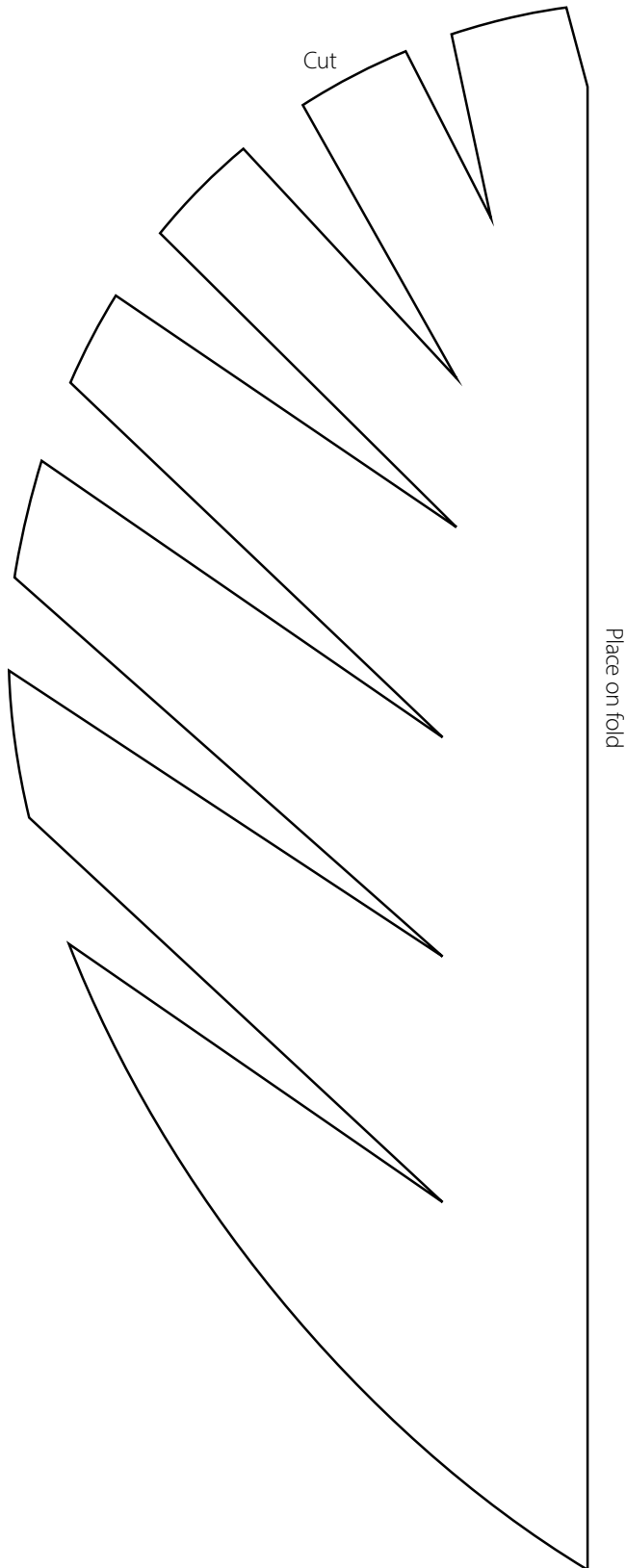
CHAROSET RECIPE

MIX TOGETHER AND SERVE CHILLED:

INGREDIENTS

- | | |
|----------------------------------|----------------------|
| 6 peeled, cored and diced apples | 1 tsp. cinnamon |
| 1 cup chopped walnuts | ¼ cup sweet red wine |
| ½ cup honey | |

PALM BRANCH TEMPLATE



PALM LEAF




Cut template and position it onto folded green construction paper.

Trace and cut, then open fold and glue a green craft stick for the stem.

PUZZLE 1

GOOD FRIDAY

READ YOUR WAY THROUGH THIS MAZE TO FIND
OUT WHAT'S GOOD ABOUT GOOD FRIDAY




ANSWER: "But God shows [us] His love for us in that while we were still sinners, Christ died for us." —Romans 5:8

PUZZLE 2

EASTER SUNDAY

THE NEW TESTAMENT GIVES US SPECIFIC NAMES OF PEOPLE WHO SAW EITHER THE EMPTY TOMB OR THE RISEN SAVIOR. FIT THESE WITNESSES INTO THE PUZZLE BELOW, AND THEN READ THE SHADED BOXES.



ANSWER: Joanna, Peter, Thomas, Saul, Salome, Cleopas, John, Mary, Philip, James, Nathanael, Jesus Christ.

Mary *Matthew 28:1*

Salome *Mark 16:1*

Peter *Luke 24:12*

John *John 21:1-2*

Philip *Acts 1:13*

James *1 Corinthians 15:7*

Joanna *Luke 24:10*

Thomas *John 20:27*

Saul (Paul) *Acts 9:4-5*

Cleopas *Luke 24:18*

Nathanael *John 21:1-2*

AN EASTER CRAFT ... WITH A PURPOSE

Use this Easter centerpiece to help kids better understand what Jesus did for us.

- 1** Cut out a white cardboard cross, using the template on the following page.
- 2** Write the days of the week and the Bible verses on the cross, or use the squares below.
- 3** Wrap the bottom of the cross with plastic wrap. Set it in a container partly filled with soil.


During the week before Easter, have a child read each day's Bible passage.

ON EASTER MORNING, READ MATTHEW 28:1-10.

Remove the cardboard cross from the container and plant flowers to remember Jesus' resurrection.

—Susan Sundwall





KEY EVENTS FROM JESUS' LIFE



DIRECTIONS: Cut along the dotted lines to separate these sentences about Jesus. Put one strip of paper in each of 10 plastic Easter eggs (along with what you usually put in the eggs) before hiding them. (Eggs without these slips can be hidden also.) After kids find all the eggs, ask them to work together to arrange the slips in chronological order. Then read the story aloud.

In the city of Bethlehem Mary had a baby. He was God's Son. His name was Jesus.

When Jesus was about 12 years old, He talked with the religious leaders about God. They were amazed at the boy's insight!

After Jesus grew up, a man named John saw Jesus walking toward him. He said, "Look, here's the Lamb of God who will take away the sins of the whole world!"

John baptized Jesus in a river. God spoke from heaven and said, "This is My Son, and I love Him. Listen to Him."

Jesus loved everyone. He healed many sick people and told them about God the Father.

Some people hated Jesus. They wanted to kill Him. Soldiers arrested Jesus and put Him on trial even though He never did anything wrong.

Jesus could have saved himself, but He died on the Cross to take the punishment for our sins.

Jesus' friends buried Him in a cave. Soldiers rolled a great big rock in front of Jesus' tomb and guarded the entrance.

Three days after Jesus died, He came back to life. What a fantastic miracle!

Hundreds of people saw Jesus alive before He went back to heaven. We celebrate Easter because Jesus is alive!



DIRECTIONS: Cut along the dotted lines to separate these sentences about Jesus. Put one strip of paper in each of 30 plastic Easter eggs (along with what you usually put in the eggs) before hiding them. (Other eggs may be hidden at the same time.) After kids find all the eggs, ask them to arrange the story in chronological order and read the story aloud, filling in the blanks.

In the city of Bethlehem Mary had a baby. He was God's Son. His name was Jesus.

When Jesus was about 12 years old, He talked with the religious leaders in the synagogue about God. They were amazed at the boy's insight!

After Jesus grew up, a man named John saw Jesus coming toward him. He said, "Look, here's the Lamb of God who will take away the sins of the whole world."

John baptized Jesus in the Jordan River.

God spoke from heaven and said, "This is My Son, and I love Him. Listen to Him."

Jesus' first miracle was at Cana, where He turned water into wine.

Jesus loved everyone. He healed many sick people and told them about God the Father.

Before Passover, Jesus came into the city of Jerusalem riding on a donkey.

People carried palm branches and cried out, "Hosanna," praising Jesus. They spread their cloaks on the ground, like we might spread out a red carpet for an honored guest.

Some people hated Jesus and decided to kill Him. Jesus still loved them anyway.

Jesus had His "Last Supper" with the disciples in an upper room of a house.

Judas betrayed Jesus for 30 pieces of silver.

Jesus spent a night in the Garden of Gethsemane praying. He told God He was willing to give His life to fulfill God's will to save the world.

Judas told soldiers who Jesus was by giving Jesus a kiss.

Soldiers arrested Jesus and put Him on trial even though He never did anything wrong.

Peter warmed himself by a fire in the courtyard and three times he told people he didn't know Jesus. Then a rooster crowed.

Peter cried because Jesus had predicted Peter would deny Him.

Governor Pontius Pilate said he couldn't find any reason to put Jesus to death. But a mob of people cried out, "Crucify Him!"

Soldiers whipped Jesus and made fun of Him. Then they nailed Him to a wooden cross.

The sky was as dark as midnight in the middle of the day for three hours.

A criminal crucified with Jesus believed in Him. Jesus said that man would be in heaven with Him.

Jesus cried out, "It is finished!"

Jesus could have saved himself, but chose not to. He died on the Cross to save us from our sin.

Jesus' friends took Him down from the Cross and buried Him in a cave, which became His tomb.

Soldiers rolled a great big stone in front of Jesus' tomb and guarded the entrance.

Three days after Jesus died, He came back to life. What a fantastic miracle!

Mary Magdalene and other women followers of Jesus were the first to see the empty tomb.

Later, Jesus served His disciples bread and fish grilled over a fire on a beach. He gave Peter three opportunities to tell Jesus "I love You."

Jesus said, "Go and make disciples of all nations, baptizing them in the name of the Father and of the Son and of the Holy Spirit, and teaching them to obey everything I have commanded you. And surely I am with you always, to the very end of the age."

Hundreds of people saw Jesus alive before He went back to be with the Father. We celebrate Easter because Jesus is alive!

.....



editorial director Michael Ridgeway
managing editor Andrea Gutierrez
sr. associate editor Vance Fry
sr. associate editor Marianne Hering
copy chief Scott DeNicola
community/culture editor Thomas Jeffries
parenting editor Sheila Seifert

art director Brian Mellema
designer Anneka Jack
cover photo nito/Shutterstock
media publishing director Kevin Shirin
editorial assistant Kat Bittner
print production Gail Wise
circulation Sandy Grivy

chief operating officer Ken Windebank
publisher Steve Johnson
president Jim Daly



"The Seder" © 2012 by Stan Kellner
"Key Events from Jesus' Life" by Joyce K. Ellis. © 2017 by Focus on the Family
"An Easter Craft . . . With a Purpose" © 2018 by Susan Sundwall

Photo credits: Cover nito / Shutterstock; page 2 FOTF / Cary Bates; page 3 Cathy Walters;
pages 5-9 illustrations Shahar Kober; pages 10-12 illustration FOTF / Cary Bates;
pages 11-12 puzzles FOTF / Stephen O'Rear; pages 13-14 FOTF / Brian Mellema

Focus on the Family, special Easter issue, Vol. 2, No. 1B, ISSN 2471-5921 © 2016, 2017, 2018, 2020 Focus on the Family. Published by Focus on the Family, a nonprofit organization recognized for tax-deductible giving by the federal government. Focus on the Family is a trademark of Focus on the Family. For a subscription to Focus on the Family magazine, go to FocusOnTheFamily.com or subscribe. To notify us of an address change or to contact Focus on the Family: 800-232-6459, 8605 Explorer Dr., Colorado Springs, CO 80920-1051, HELP@focusonthefamily.com.

Scripture quotations, unless otherwise indicated, are from the Holy Bible, English Standard Version® (ESV). Copyright © 2001 by Crossway, a publishing ministry of Good News Publishers. Text Edition: 2016. Used by permission. All rights reserved.

REPRINT PERMISSION: FocusOnTheFamily.com/permissions



FAITH • PARENTING • MARRIAGE

Love the adventure

For great marriage and parenting advice,
subscribe to *Focus on the Family*.

Subscribe today!

FocusOnTheFamily.com/subscribe